

Gecko Know–How!

The fabrication of hairy films, inspired by the keratinous hairs found on the soles of Gecko feet, is described by Woo K. Cho and Insung S. Choi in a paper published in *Advanced Functional Materials* this month. Such hairs afford the Gecko the ability to stick to and climb up many different surfaces.

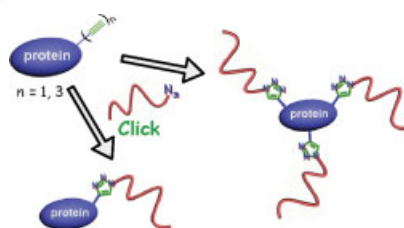


In this work, a facile, efficient replica-molding technique is used to form the films, which demonstrate very strong adhesion properties coupled with a very high contact angle that leads to superhydrophobicity. /lms

I. S. Choi et al., *Adv. Funct. Mater.* **2008**, *18*, 1089

Polymer-Protein Bioconjugates by RAFT and Click Chemistry

Modification of biomacromolecules with synthetic polymers is a viable means to increase efficacy for *in vivo* and *in vitro* applications. Bioconjugates with stimuli-susceptibility are particularly interesting because of the ability of the attached polymer to impart responsiveness to the protein to which it is attached. Recently



Sumerlin et al. have reported a novel synthesis route of responsive polymer-protein conjugates by a combination of RAFT polymerization and click chemistry. A model protein, bovine serum albumin (BSA), was functionalized with an alkyne moiety by reaction of its free cysteine residue with propargyl maleimide. Azido-terminated poly(*N*-isopropylacrylamide) (PNIPAM-N3) was prepared via RAFT, and polymer-protein coupling was accomplished by copper-catalyzed azide-alkyne cycloaddition. /ct

B. S. Sumerlin et al., *Macromol. Rapid Commun.*, DOI: 10.1002/marc.200800073

Precious Acoustics

Among its many exceptional qualities, the mechanical properties of diamond make the material especially interesting for acoustic applications. While electronic device development is still struggling with large-area substrate growth and the intricate art of diamond doping, surface acoustic wave filters based on diamond have reached the market. The appealing combination of diamond's bio-inertness with the high sensitivity of acoustic sensors motivates the ongoing search for improvement and alternative device concepts. In their Feature Article, the authors summarize the state-of-the-art of diamond films in composite acoustic applications and review different types of acoustic devices and sensors. /sb

V. Mortet et al., *phys. status solidi a*, DOI: 10.1002/pssa.200777502

In Brief

Super-Tough Nanocomposites

A dramatic increase in the toughness (elongation before failure from 7% to 210%) of the bio-compatible and biodegradable poly(lactide-co-glycolide) is achieved by the addition of small amounts of surface modified clay nanoparticles, which introduce physical crosslinks. /ks

E. P. Giannelis et al., *Small*, DOI: 10.1002/smll.200701231

Transparent 8Y Ceramics

The high transparency of $Y_2O_3-ZrO_2$ (8Y) ceramics produced by the hot isotactic pressing method is sensitive to the microstructural features of fine grains and small intergranular pores of the pre-sintered material, with a porosity less than 100 ppm required for high transparency. /df

I. Yamashita et al., *J. Am. Ceram. Soc.* **2008**, *91*, 813.

Green Polymer Chemistry

Commercial available PEGs can be quantitatively functionalized to $\alpha\omega$ telechelic PEG-methacrylates and PEG-acetates by transesterification using *Candida antarctica* lipase B (Novozyme 435) as the catalyst. /ct

J. E. Puskas et al. *J. Polym. Sci. A: Polym. Chem.*, DOI: 10.1002/pola.22640

Alloy Rain: Watching Falling Droplets Solidify

Free falling and electromagnetically levitated alloy droplets allow direct measurement of undercooling and crystallization front velocity towards microstructure engineering from the melt. /mo

D. M. Herlach et al., *Adv. Eng. Mater.*, DOI: 10.1002/adem.200800022

Hydrogenation of Poly(phenylethylnorbornene)s

Hydrogenation of norbornene polymers, used in electronics applications, produces two different derivatives, with the phenyl groups either preserved or saturated, that exhibit very different glass-transition properties. /gk

R. A. Register et al., *Macromol. Rapid Commun.*, DOI: 10.1002/marc.200800019

The many facets of Materials Science




Metallic Biomaterial Interfaces

Edited by JÜRGEN BREME, C. JAMES KIRKPATRICK, and ROGER THULL

Clearly divided into three sections on the interface influence of materials and surface modifications, the physical and physico-chemical surface characterization, and the biological characterization of the interface and biosystem reactions, this book is the first to concentrate on the highly important area of metal-based implants and their improved functionality and acceptance by the body.

ISBN: 978-3527-31860-5 December 2007 approx 265pp with approx 150 figs Hbk € 119.00 / £ 80.00 / US\$ 160.00



Fundamental Principles of Optical Lithography

The Science of Microfabrication

CHRIS A. MACK


A complete theoretical and practical treatment of the topic of lithography for both students and researchers.

- Covers material required for a full semester course on optical lithography with principles, methods and future developments
- Presents a thorough mathematical treatment of lithography, suitable for use in a graduate level course, complete with problems at the end of each chapter

ISBN: 978-0470-01893-4 November 2007 568pp Hbk approx € 109.00 / £ 70.00 / US\$ 135.00



John Wiley & Sons, Inc. • Customer Care
Tel.: +1 877-762-2974 • Fax: +1 800-597-3299
e-Mail: custserv@wiley.com • www.wiley.com




Cellular and Porous Materials

Thermal Properties Simulation and Prediction

Edited by ANDREAS ÖCHSNER, GRAEME E. MURCH, and MARCELO J. S. DE LEMOS

Providing readers with a solid understanding of the basics as well as an awareness of recent advances in properties and applications, this handbook and ready reference covers all important analytical and numerical methods for characterizing and predicting thermal properties.

ISBN: 978-3527-31938-1
December 2007 approx 432pp with approx 260 figs, 10 in color Hbk € 149.00 / £ 100.00 / US\$ 200.00



Crystal Growth Technology

From Fundamentals and Simulation to Large-scale Production

Edited by HANS J. SCHEEL and PETER CAPPER, SELEX

Capturing the essence of current trends, markets, design tools and technologies in this key field, the internationally acclaimed expert editor has put together a handy reference tailor-made for readers facing the threshold challenges between research and industrial applications.

ISBN: 978-3527-31762-2
December 2007 approx 506pp with approx 250 figs Hbk € 159.00 / £ 110.00 / US\$ 215.00

Wiley-VCH • Customer Service Department
Tel.: +49 (0) 6201 606-400 • Fax: +49 (0) 6201 606-184
e-Mail: service@wiley-vch.de • www.wiley-vch.de

John Wiley & Sons, Ltd. • Customer Services Department
Tel.: +44 (0) 1243-843-294 • Fax: +44 (0) 1243-843-296
e-Mail: cs-books@wiley.co.uk www.wiley.com

Recent titles of the WILEY SERIES IN MATERIALS FOR ELECTRONIC AND OPTOELECTRONIC APPLICATIONS Series



OnlineBooks™


Bulk Crystal Growth of Electronic, Optical and Optoelectronic Materials

PETER CAPPER

A valuable, timely book for the crystal growth community, edited by one of the most respected members in the field.

- Covering all the important materials from silicon through the III-V and II-IV compounds to oxides, nitrides, fluorides, carbides and diamonds
- Providing a balanced treatment based on the expertise of an international group of contributors from academia and industry

ISBN: 978-0470-85142-5
2005 574pp Hbk € 189.00 / £ 120.00 / US\$ 240.00
ISBN: 978-0470-01208-6 (OnlineBook)



OnlineBooks™

Molecular Electronics

From Principles to Practice

MIKE PETTY


This single-authored text provides sufficient background material (e.g. chemical bonding in organic compounds, materials science, electronic band structure of conductive polymers) in the earlier chapters to attract postgraduate students and researchers from a wide range of disciplines who wish to gain both an overview of molecular electronics and an insight into its possible uses. Practical information, such as how organic compounds can be processed into thin films and devices, and methods to measure the physical properties of the materials and devices are included.

ISBN: 978-0470-01307-6
November 2007 504pp Hbk approx € 189.00 / £ 120.00 / US\$ 240.00

ISBN: 978-0470-01308-3
November 2007 504pp Pbk approx € 62.90 / £ 39.95 / US\$ 80.00
ISBN: 978-0470-72389-0 (OnlineBook)

A Facile Way to Colloid Photonic Crystals

A major obstacle to the practical use of colloidal crystals is a lack of simple and reliable methods for consolidating the colloidal particles into crystals with well controlled shapes, sizes, and structures over fast time scales. S.-M. Yang et al. report a novel and simple method for creating various structural motifs of colloidal crystals by using silica particles dispersed in ethoxylated trimethylolpropane triacrylate (ETPTA) resin and photoinduced consolidation. Various colloidal suprastructures can be fabricated in that way.



The strong polarity of the ETPTA matrix induces long-range repulsions and enables the silica particles to self-assemble into periodic non-close-packed structures dispersed in the matrix. These self-organized structures can then be rapidly solidified by UV exposure to produce colloidal crystals without cracks. The high chemical resistivity and physical rigidity of crosslinked ETPTA open a wide range of applications. /ks

S.-M. Yang et al., *Adv. Mater.*, DOI: 10.1002/adma.200703022

Silver Bullet Slays Bacteria!

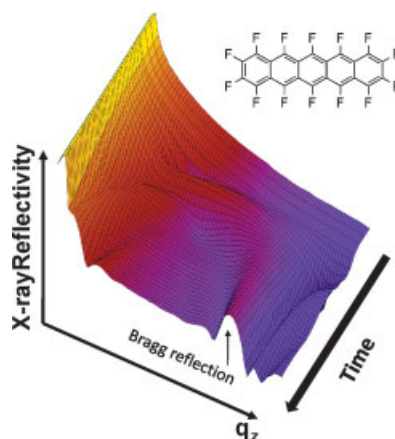
Self-sterilizing surfaces that automatically release antimicrobial silver nanoparticles in the presence of micro-organisms have recently been demonstrated by Wendelin Stark and his co-workers. Their paper, published in *Small* this month, describes how the

uptake of nutrients by a growing population of bacteria creates an ionic flux that can be used to trigger the dissolution of carrier particles and release of antimicrobial silver. Films containing the smart particles have been shown to work effectively in the presence of various human pathogens, highlighting their potential for use in clinical environments. /lms

W. J. Stark et al., *Small*, DOI: 10.1002/smll.200800047

High-Quality Perfluoro-Pentacene Films Grown

In this Rapid Research Letter, Stefan Kowarik et al. present an in-situ and real-time study of the growth of perfluoro-pentacene (PFP). The pentacene derivative PFP is a promising n-type organic semiconductor with high electron mobility and is used in complementary circuits with pentacene. High structural order is found in



thin films as evidenced by Bragg reflections up to the eighth order. No contamination with a second phase is present. The first order reflection is seen to increase with time. From a detailed analysis of the time-resolved X-ray scattering the growth mode is determined to be Stranski-Krastanov growth with one wetting layer, and the evolution of the surface roughness is extracted. /sh

S. Kowarik et al., *phys. status solidi RRL* **2008**, 2, 120

Highly Read Articles

Heterogeneous and Architected Materials: A Possible Strategy for Design of Structural Materials

Y. Bréchet et al.

Adv. Eng. Mater. **2008**, 10, 24

Aniline Oligomers - Architecture, Function and New Opportunities for Nanostructured Materials

C. F. J. Faul et al.

Macromol. Rapid Commun. **2008**, 29, 280

LED to LEC Transition Behavior in Polymer Light-Emitting Devices

A. J. Heeger et al.

Adv. Mater. **2008**, 6, 1191

Polymer Electrolyte Membranes for the Direct Methanol Fuel Cell: A Review

Y. A. Elabd et al.

J. Polym. Sci., Part B: Polym. Phys. **2006**, 44, 2201

Interfacial Polymerization of Morphologically Modified Polyaniline: from Hollow Microspheres to Nanowires

J. B. Li

Polym. Int. **2008**, 57, 337

Preparation of Biodegradable Polymer Nanoparticles by Miniemulsion Technique and Their Cell Interactions

K. Landfester et al.

Macromol. Biosci. **2008**, 8, 127

Protein Immobilization Using Atmospheric-Pressure Dielectric-Barrier Discharges: A Route to a Straightforward Manufacture of Bioactive Films

B. F. Sels et al.

Plasma Processes Polym. **2008**, 5, 186

Shape Control of Colloidal Metal Nanocrystals

P. D. Yang et al.

Small **2008**, 4, 310

Syntheses, Properties, and Potential Applications of Multicomponent Magnetic Nanoparticles

M. H. Zeng et al.

Adv. Funct. Mater. **2008**, 18, 391

Manufacturing Carbon Nanotube/PVDF Nanocomposite Powders

A. Bismarck et al.

Macromol. Mater. Eng. **2008**, 293, 188

Modeling of Filtration through Multiple Layers of Dual Scale Fibrous Porous Media

S. G. Advani et al.

Polym. Compos. **2006**, 27, 570

YOUR **MUST-HAVE** JOURNALS IN MATERIALS SCIENCE




7.896 ISI Impact Factor (2006)
www.advmat.de



6.779 ISI Impact Factor (2006)
www.afm-journal.com



6.024 Excellent FIRST ISI
Impact Factor (2006)
www.small-journal.com



3.164 ISI Impact Factor (2006)
www.mrc-journal.com



3.405 ISI Impact Factor (2006) –
Increase 3 years in a row
to an all time high
[www.interscience.wiley.com/
journal/jpola](http://www.interscience.wiley.com/journal/jpola)



1.622 ISI Impact Factor (2006)
[www.interscience.wiley.com/
journal/jpolb](http://www.interscience.wiley.com/journal/jpolb)



1.414 ISI Impact Factor (2006)
[www.interscience.wiley.com/
journal/pes](http://www.interscience.wiley.com/journal/pes)



1.163 ISI Impact Factor (2006)
[www.interscience.wiley.com/
journal/pc](http://www.interscience.wiley.com/journal/pc)

For subscription details or to
order a sample copy please contact
Wiley customer service at:

cs-journals@wiley.com
(North and South America)
service@wiley-vch.de
(Germany/Austria/Switzerland)
cs-journals@wiley.co.uk
(all other areas)



WILEY



WILEY-VCH




WILEY

InterScience®
DISCOVER SOMETHING GREAT

Tailor-Made Superstructures

Much attention has been devoted to the self-assembly of dendritic molecules to superstructures of controllable topologies. Amphiphilic arborescent (or dendrigraft) copolymers are dendritic molecules synthesized from polymeric building blocks according to a generation-based scheme. This article in *Macromolecular Chemistry and Physics* presents the first investigation of the self-assembly behavior of PS-*g*-PEO arborescent copolymers of high branching functionalities at the air/



water interface using the Langmuir balance technique. It could be shown that arborescent PS-*g*-PEO copolymers form stable monolayers and tend to associate spontaneously at the air/water interface even without compression. By varying the composition and the structure of the arborescent PS-*g*-PEO copolymers, the association behavior of the amphiphiles could be tailored to favor the formation of either ribbon-like superstructures of uniform width, large island-like clusters with a wide size distribution, or non-associated micelles of uniform sizes. /ks
M. Gauthier et al., *Macromol. Chem. Phys.*, DOI: 10.1002/macp.200700619

The Click... and How to Use it

Click chemistry is now a well-known and widely used organic synthesis technique. The specific chemistry imparted by the 1,2,3-triazole unit, however, has remained relatively unexplored. Craig Hawker and co-workers describe an elegant method for the synthesis of 4-vinyl-1,2,3-triazoles that avoids the use of a costly and

difficult protection step. After Huisgen reaction, a wide range of vinyl monomers with different functional groups can be obtained by either Wittig or elimination chemistry. Since 1-H-triazole-based materials have shown promise as catalytic supports and proton exchange membranes, this report provides a basis for further investigations by allowing access to a range of new materials. /gk

C. J. Hawker et al., *J. Polym. Sci., Part A: Polym. Chem.* **2008**, 46, 2897.

Nanoworms for Tumor Targeting

Cancer bionanotechnology is aiming for two main goals: ultrasensitive imaging for the early detection of cancers and efficient delivery of therapeutics to tumors. Dextran-coated magnetic iron oxide (IO) nanoparticles are of particular interest because they show relatively low toxicity and long circulation, and dramatically enhance hydrogen T_2 relaxation in magnetic resonance imaging (MRI). In this contribution in *Advanced Materials* M. J. Sailor et al. hypothesize that a nanostructure with an elongated assembly of IO cores (called nanoworms NWs) would improve the ability of the nanoparticles to circulate, target, and

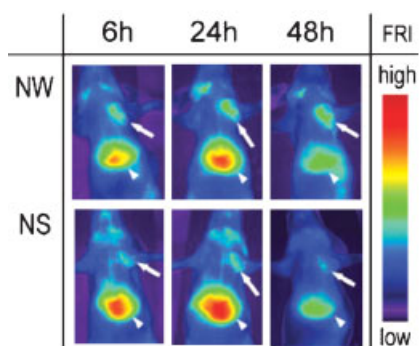


image tumors. Indeed, they find that the elongation of the nanoparticles improves their magnetic relaxivity in MRI, increases their ability to attach to tumor cells *in vitro*, and amplifies their passive accumulation *in vivo* as compared to spherical ones. These results are important for the design of *in vivo* multifunctional nanoprobes applicable to the diagnosis and treatment of human diseases. /ks

M. J. Sailor et al., *Adv. Mater.*, DOI: 10.1002/adma.200800004

In Brief

Novel "One-Step" Method for Graft Copolymers

The simultaneous ring-opening polymerization of ϵ -caprolactone and 2-hydroxyethyl methacrylate polymerization via reversible addition fragmentation chain transfer chemistry lead to the respective graft-copolymer in one step. /ct

C. Barner-Kowollik et al., *J. Polym. Sci. A: Polym. Chem.*, **2008**, 46, 3058

Photocrosslinkable, Biodegradable Scaffolds

Optically transparent and biodegradable macromers based on poly(ethylene glycol) and fumaric acid copolymers can be photochemically cross-linked into biocompatible scaffolds, with potential application in injectable, photocrosslinkable carriers for drug and cell delivery. /df

M. Imami et al. *Polym. Adv. Technol.*, DOI: 10.1002/pat.1112

Diamond - Four Years after T_c

Read on where a new model system for electronic phase transitions stands in terms of control and understanding after boron-doping successfully turned diamond into a superconductor. /sb

E. Bustarret, *phys. status solidi a*, DOI: 10.1002/pssa.200777501

New Insights into Biodegradation of PLA

Molecular ecological techniques were successfully used to detect and identify new PLA-degrading microorganisms directly from the compost and may provide a new tool for the investigation of biodegradation mechanisms and for recycling processes of PLA and other biodegradable polymers. /ks

D. Y. Wu et al., *Macromol. Biosci.* **2008**, 8, 304

Responsive Gold Nanoparticles

Via a two-step procedure surfactant-stabilized gold nanoparticles are encapsulated by a polymer, leading to core/shell materials that exhibit a temperature-driven, reversible swelling-deswelling transition. /gk

J. Pérez-Juste et al., *Adv. Mater.* **2008**, 20, 1666

Crosslinking Electrospun Nanofibers

Thorough mechanical characterization of cross-linked, electrospun chitosan-poly(ethylene oxide) nanofiber mats demonstrate that the mats become more brittle and less ductile after glutaraldehyde vapor deposition crosslinking, and that mechanical properties can be tuned by adjusting the crosslinking time. /df

C. L. Schauer et al., *J. Appl. Polym. Sci.*, DOI: 10.1002/app.28107

Call for Papers



Journal of Biophotonics

Scope

The **Journal of Biophotonics** is intended to become an international top journal for new methods and applications in an advanced interdisciplinary field. The journal bridges the gaps between the different fields of science from the perspective of physics, engineering and life sciences. The unique approach for a scientific journal in this area is supported by an international Editorial Board and an experienced Editorial Team at Wiley.



Jürgen Popp

Editor-in-Chief

Don't miss the opportunity to receive complimentary online access throughout 2008.

This special service is available to all institutions.

Ask your librarian to register at www.interscience.wiley.com/newjournals

Fields of Interest

**Imaging and Microscopy
Advanced Spectroscopy
Biomedical Applications
Manipulation and Preparation
Optical Biosensors**

2008. Volume 1, 6 issues.
Print ISSN: 1864-063X
Online ISSN: 1864-0648

Topics

- Advanced optical microscopy
- Optical tomography
- Photonic nano-manipulation
- Spectroscopic methods on a cellular and molecular level
- Optical biosensors
- Theory and simulation of light – tissue interaction
- Photonic techniques and devices for high volume analysis
- Non invasive physiological monitoring
- Therapeutic and diagnostic applications of light in medicine
- Microscopic and spectroscopic methods for food and drug analytics
- Photonics and spectroscopy in biosafety applications
- Optical metrology, coherent and nonlinear optics

"Our mission for the **Journal of Biophotonics** is to connect the various scientists who try to understand basic biological processes using light as a diagnostic and therapeutic tool. To create a platform where the physicist communicates with the biologist and where the clinical practitioner learns about the latest tools he can use for diagnosis of diseases – this is our intention with this new journal. You are cordially invited to join us in this exciting new field of cross disciplinary research."



Andreas Thoss

Managing Editor

"I asked researchers what they expect from a new journal like **Journal of Biophotonics**: 'Be fast and meet the highest scientific standards' was the answer. So this is our program from the very first day. With a full professional in house editorial office we assure short publication times. With EarlyView™ we have the fastest publication service in Physics. With our Editorial Board we have the right partners to keep highest standards.

Look and see and submit your work now!"



For more information or to order a sample copy please contact Wiley Customer Service:

- cs-journals@wiley.com
(North and South America)
- service@wiley-vch.de
(Germany/Austria/Switzerland)
- cs-journals@wiley.co.uk
(All other areas)



Submit your work online

at <http://mc.manuscriptcentral.com/jbio>

www.biophotonics-journal.org

A Colorful Response

Light-emitting organic polymers, with their attractive luminescence efficiencies, response times and full-color displays, have been investigated as alternatives to their inorganic counterparts in a variety of devices such as diodes, photodetectors or image sensors. The color of the light emitted can be tuned by altering the electron environment - either during the preparation process of the polymer or as post-functionalization. Liu and co-workers have for the first time exploited radical addition reactions for this

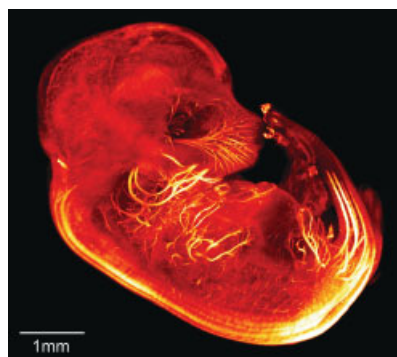


purpose. The addition of free radicals to double bonds of a poly(phenylene vinylene) backbone led to the formation of single bonds, shortening the π -conjugated length of the polymer chains and resulting in a blue shift of the luminescence peak. By regulating the reaction extent, the researchers could control the conjugation length of the polymer and therefore its wavelength of fluorescence. /ap

F.-Q. Liu et al., *Polym. Int.*, DOI: 10.1002/pi.2428

Ultramicroscopy for a Detailed Anatomic Insight

Confocal and 2-photon microscopy both allow excellent spatial resolution. Yet,



they suffer from limited fields of view and a penetration depths of less than 1 mm. To obtain 3D reconstructions from large specimens, histological sections are still standard. A team led by H.-D. Dodt developed a new technique based on the 100-years-old idea of light sheet illumination, termed ultramicroscopy. The sample is laterally illuminated by a blue laser forming a thin sheet of light. Fluorescence is emitted only from a thin optical section and collected by the objective lens. To clear opaque biological samples, they are imbued with a medium of the same refractive index as protein. The team presents ultramicroscopic 3D-reconstructions of whole immunolabeled mouse embryos and *Drosophila* giving detailed insight into their anatomy. /kmh

K. Becker et al., *J. Biophot.*, DOI: 10.1002/jbio.200710011

Just Add Sugar: Microcapsule Content Release

Controlled release of microcapsule contents such as pharmaceuticals, monomers, or messenger compounds is garnering widespread interest from medical applications to materials engineering. Tatjana Levy, Christophe Déjournat and Gleb Sukhorukov show a smart route to carbohydrate-sensitive films and microcapsules by creating (mannan/PAA-BOH)₇ multilayers via LbL technique. Their stability arises from covalent but reversible ester bonds between the polysaccharide and phenylboronic acid moieties. Competitive binding of sugars and mannan to the boronic acid causes carbohydrate response, leading to swift dissolution of the multilayer structure when exposed to carbohydrate concentrations above a sugar-specific critical level. Encapsulated rhodamine-labeled bovine serum albumin serves as indicator for the multilayers' disintegration. The presented work shows promise for both carbohydrate sensing as well as sugar-sensitive delivery systems, with the capsule content as chemical amplifier or cargo. /mo

T. Levy et al., *Adv. Funct. Mater.*, DOI: 10.1002/adfm.200701291

Materials Bestsellers

W. D. Callister

Fundamentals of Materials Science and Engineering: An Integrated Approach, 3rd Edition

ISBN: 978-0-470-23463-1

G. Schmid (Ed.)

Nanotechnology: Volume 1: Principles and Fundamentals

ISBN: 978-3-527-31732-5

J. N. Lalena, D. A. Cleary, E. Carpenter, N. F. Dean

Inorganic Materials Synthesis and Fabrication

ISBN: 978-0-471-74004-9

A. Züttel, A. Borgschulte, L. Schlapbach (Eds.)

Hydrogen as a Future Energy Carrier

ISBN: 978-3-527-30817-0

E. Bäuerlein, P. Behrens, M. Epple (Eds.)

Handbook of Biomineralization, 3 Volume Set

ISBN: 978-3-527-31641-0

K. Gonsalves, C. Halberstadt, C. T. Laurencin,

L. Nair (Eds.)

Biomedical Nanostructures

ISBN: 978-0-471-92552-1

R. Riedel, I.-W. Chen (Eds.)

Ceramics Science and Technology: Structures, Volume 1

ISBN: 978-3-527-31155-2

C. S. S. R. Kumar (Ed.)

Nanomaterials for Biosensors

ISBN: 978-3-527-31388-4

R. M. Feenstra, C. E. C. Wood

Porous Silicon Carbide and Gallium Nitride

ISBN: 978-0-470-51752-9

F. Endres, D. MacFarlane, A. Abbott (Eds.)

Electrodeposition from Ionic Liquids

ISBN: 978-3-527-31565-9

T. Ohji, M. Singh, J. Salem, D. Zhu (Eds.)

Advanced Processing and Manufacturing Technologies for Structural and Multifunctional Materials II

ISBN: 978-0-470-19638-0


M. Gupta, E. W. W. Leong

Microwaves and Metals

ISBN: 978-0-470-82272-2

Wiley books on photonics

Light years ahead



Fundamentals of Photonics

2nd edition

BAHAA E. A. SALEH, *Department of Electrical and Computer Engineering, Boston University, Boston, Massachusetts*, and MALVIN CARL TEICH, *Department of Electrical and Computer Engineering, Boston University, Boston, Massachusetts*

Each of the twenty-two chapters of the first edition has been thoroughly updated. The Second Edition also features entirely new chapters on photonic-crystal optics and ultrafast optics. The chapters on

optical interconnects and switches and optical fiber communications have been completely rewritten to accommodate current technology.

"...excellent and up to date."

Books-On-Line

ISBN: 978-0471-35832-9 2007 1200pp Hbk € 119.00 / £ 73.95 / US\$ 140.00

Silicon Photonics


The State of the Art

GRAHAM T. REED, *Advanced Technology Institute, University of Surrey, Guildford, UK*

This text provides an important and timely overview of the 'hot topic' of Silicon Photonics, covering information on the latest developments in the technology. Each contribution is divided into two parts, where advanced theory or technical discussion is always preceded by a review of basic theory, or relevant background data, therefore making the book accessible to the professional and those who are new to the subject.

ISBN: 978-0470-02579-6 April 2008 376pp Hbk
approx € 119.00 / £ 75.00 / US\$ 150.00

Forthcoming



Optics, Light and Lasers

The Practical Approach to Modern Aspects of Photonics and Laser Physics


2nd, revised and enlarged edition

DIETER MESCHEDÉ, *Institute for Applied Physics, University of Bonn, Germany*

- Second edition of a bestseller
- Featuring new chapters on such hot topics as quantum optics, quantum information, matter waves, photonic fibres and materials
- Over 80 additional pages

"There are many books on optics but none of them is written for the modern reader and thus would not capture his/her attention the way this book does."
Advanced Materials

ISBN: 978-3527-40628-9 2007 559pp with 362 figs Pbk € 75.00 / £ 55.00 / US\$ 100.00




Photonic Crystals

Advances in Design, Fabrication, and Characterization

Edited by KURT BUSCH, *University of Karlsruhe, Germany, et al.*

This topically edited book, focusing on the fabrication, characterization and modeling of photonic crystals provides an overview of the methods used in material science, spectroscopy and theoretical analysis on these novel materials. This new book spans the entire range from fundamentals to applications and illustrated throughout in full color.

ISBN: 978-3527-40432-2 ISBN: 978-3527-60259-9 (online) 2004 380pp
with 256 figs, 155 in color Hbk € 125.00 / £ 85.00 / US\$ 170.00




Biophotonics

Visions for Better Health Care

Edited by JÜRGEN POPP, *Institute of Physical Chemistry, University of Jena*, and MARION STREHLE, *Institute of Physical Chemistry, University of Jena*

The results of a three-year research program, in which physicists and physical chemists set off together with biologists and physicians to develop new techniques for medical and biological problems and ended up with sophisticated scientific solutions and innovative equipment.

ISBN: 978-3527-40622-7 ISBN: 978-3527-60884-3 (online) 2006 622pp with 366 figs,
160 in color, and 24 tabs Hbk € 129.00 / £ 90.00 / US\$ 175.00



3D Laser Microfabrication

Principles and Applications

Edited by HIROAKI MISAWA, *Research Institute for Electronic Science, Hokkaido University, Japan*, and SAULIUS JUODKAZIS, *Dept. of Ecosystem Engineering, Tokushima University, Japan*

A thorough and interdisciplinary introduction to 3D laser microfabrication technology, from the fundamentals and theory to its various potent applications.

The book also presents new theoretical material on dielectric breakdown, allowing a better understanding of the differences between optical damage on surfaces and inside the bulk, as well as a look into the future.

ISBN: 978-3527-31055-5 2006 403pp with 190 figs, 30 in color Hbk
€ 139.00 / £ 95.00 / US\$ 190.00

John Wiley & Sons, Ltd. • Customer Services Department
1 Oldlands Way • Bognor Regis • West Sussex
PO22 9SA England • Tel.: +44 (0) 1243-843-294 • Fax: +44 (0) 1243-843-296
e-Mail: cs-books@wiley.co.uk • cs-journals@wiley.com
www.wiley.com

Wiley-VCH • Customer Service Department
P.O. Box 10 11 61 • D-69451 Weinheim • Germany
Tel.: +49 (0) 6201 606-400 • Fax: +49 (0) 6201 606-184
e-Mail: service@wiley-vch.de • www.wiley-vch.de

John Wiley & Sons, Inc. • Customer Care
10475 Crosspoint Blvd • Indianapolis, IN 46256 USA
Tel.: +1 877-762-2974 • Fax: +1 800-597-3299
e-Mail: custserv@wiley.com • cs-journals@wiley.com
www.wiley.com

